

## Ready to Work Performance and Versatility Delivered



### Solutions for a Perfect Fit

Highly versatile in function. Constructed and approved for the harshest industrial environments. The IND570 is easily expanded with software, communication and control interfaces to meet process requirements – adding cost only when needed.



### Flexible Control Options

Support for manual and automated weighing processes. Use operator routines to collect transaction data and guarantee consistency, quality and traceability. In automated systems, allow fast-updating digital I/O and integrated applications to take control, freeing operators for other assignments.



### Secure, Efficient Access to Data

Convenient data management solutions provide data as you want it, when you need it. PLC, network, USB and standard serial communication interfaces available. Adapt data collection and transfer to meet the unique requirements of each weighing application.



### Performance Monitoring

Improve system performance and avoid expensive down-time with proactive system monitoring. Smart, user-friendly diagnostic screens and reports provide important data to service personnel and system engineers, to help keep the system running at maximum potential. POWERCELL load cells provide digital load cell data to the IND570 for individual load cell diagnostics.



### IND570 Industrial Weighing Terminal One Terminal, Many Solutions

Designed for performance and versatility, the IND570 industrial terminal is the easy choice for even the most challenging industrial weighing applications.

The IND570 features a broad offering of functions to manage weighing applications. Introducing advances in connectivity, performance verification and efficient, secure access to critical process data, the IND570 satisfies ever-increasing demand for measurement accuracy, reliability, efficiency and traceability.

**METTLER TOLEDO**

## Technical Specifications

### Physical and Electrical

<b>Enclosures</b>	<b>Harsh environment model:</b> 304 Stainless steel, IP69K certified. Includes fixed-angle brackets for wall mounting. <b>Panel mount model:</b> Stainless steel front panel, aluminum chassis and integrated mounting hardware. Certified IP65 protection
<b>Weight</b>	3.2 kg (7 lbs)
<b>Operating environment</b>	-10°C to +40°C (14°F to 104°F), 10% to 95% relative humidity, non-condensing
<b>Input power</b>	AC: 100-240 VAC, 50-60 Hz, 500 mA (harsh and panel enclosure types) DC: 24 VDC, 1.25A (panel-mounted enclosure only; not available for POWERCELL version)

### Scale Interface

<b>Supported scale types</b>	<b>Analog:</b> Up to 12 350 $\Omega$ load cells, 2 or 3 mV/V cells. 10 VDC excitation. A/D update rate >366 Hz <b>SICSpro:</b> High-Precision digital platforms and junction boxes that support Advanced Setup Mode (ASM), including Bluetooth-based ACW520 Cable-Free Floor Scale. 90 Hz update rate. <b>IDNet:</b> High-Precision K-Line, +12V versions only, including T-Brick cell, M-Cell and Point-ADC <b>POWERCELL:</b> Supports one PowerDeck floor scale or a network of up to 14 POWERCELL PDX load cells, or PowerMount platforms
<b>Units</b>	kg, lb, tons, metric tons, g, dwt, lb-oz, oz, ozt, custom unit
<b>Capacity &amp; increments</b>	Analog and POWERCELL: 2,000,000 maximum capacity; maximum 100,000 display increments IDNet and SICSpro: Determined by platform


### Human-Machine Interface

<b>Display</b>	High contrast, high resolution display with clear weight indication and low power consumption
<b>Status indicators</b>	Gross, Net, active Range/Interval, Units, Motion, Center of Zero, MinWeigh, Service Icon
<b>Metrology line</b>	Displays capacity, increments and approval class
<b>System line</b>	Displays weighing system messages and application information
<b>Auxiliary display</b>	Select from SmartTrac™ (graphic display of weighing status), rate (weight/time) or discrete I/O status
<b>Keypad</b>	Tactile keypad for enhanced operator experience. Clear, Tare, Print, Zero keys. Navigation keyset. Alphanumeric keypad. 5 softkeys, programmable with up to 15 unique functions to customize operator interaction with a weighing application

### Connectivity

<b>USB Host</b>	USB Host (standard): Type A connection, +5V at 500mA for connected devices. Supports external keyboards, barcode scanners and USB memory devices
<b>Serial</b>	Standard: COM1 (isolated in POWERCELL versions) supports RS-232/422/485. COM4, isolated (standard in POWERCELL versions only) Optional: COM2 (RS232) and COM3 (RS-232/522/485)
<b>Network</b>	Optional Ethernet interface supports speeds of 10 Mb/s and 100 Mb/s using 10 Base-T, 100 Base-TX, 100 Base-FX, and 100 Base-T4. Fully compliant with IEEE standard 802.3 and 802.3x. Full duplex flow control supported. Supports 3 simultaneous socket connections.
<b>Protocols</b>	MT Continuous Output, MT Continuous Extended, CTPZ input, Demand Print, Continuous Template output, ARM100 Remote I/O, Shared Data Server access, SICS, ASCII input
<b>Fieldbus</b>	Supports any one of the following options: EtherNet/IP, Analog Output (4-20 mA or 0-10 VDC), PROFIBUS® DP, PROFINET®, ControlNet™, DeviceNet™, Modbus TCP
<b>Discrete I/O</b>	Either 2 inputs and 5 outputs or 5 inputs and 8 outputs available internally ARM100 Remote I/O modules expand total I/O support to 13 inputs and 20 outputs
<b>Interface update rates</b>	PLC cyclic data: 25 Hz. Int. Discrete I/O: 50 Hz. Ext. Discrete I/O (ARM100): 25 Hz

## Integrated Applications

<b>General</b>	Simple, manual weighing, vehicle, silo and hopper weighing, transaction counter, accumulation/totalization, automatic tare/print/clear, auto-zero maintenance, x10 weight display
<b>Material Transfer</b>	Standard software supports single material filling or dosing with integrated I/O control
<b>Checkweighing</b>	Static checkweighing with intuitive graphical display and integrated I/O support
<b>Remote Display</b>	Functions as a remote display (via a serial or ethernet connection) for another METTLER TOLEDO terminal. Simple function control (clear, tare, zero, print) provided through the HMI
<b>Data tables</b>	Target Table stores values for up to 200 material IDs. Tare Table stores up to 99 tare weights
<b>Alibi Memory</b>	Stores individual transaction data. Export as .csv file for further use
<b>Printing</b>	10 customizable templates. Manual and automatic print triggers. Standard data and service reports available. Print via serial and Ethernet ports. Direct print to connected USB memory device. Direct print to USB printer is not supported
<b>ID Prompting</b>	Store up to four 30-step custom routines to guide users through an operating sequence. Use to assure consistency and collection of transaction data. Add external keyboard or barcode scanner to facilitate data entry
<b>USB File Transfer</b>	




## Optional Application PACs

<b>COM-570</b>	Retains advanced features and functions of the IND570 while communicating with existing systems via legacy METTLER TOLEDO product protocols, including 8142 Host, 8530 Host, PT6S3 and SMA. Input Command Template allows the IND570 to recognize and respond to customer-specific commands
<b>Drive-570</b>	Supports Inbound/Outbound vehicle weighing. Refer to Drive-570 data brief for details
<b>Dyn-570</b>	Specialized solutions for in-motion package weighing and multi-zone checkweighing. Refer to DYN-570 data brief for details
<b>Fill-570</b>	Advanced control of automatic filling, dosing and blending of up to six materials. Refer to Fill-570 data brief for details
<b>TaskExpert™</b>	TaskExpert gives qualified programmers the ability to adapt the standard capabilities of the IND570 to more closely align with a user's specific application requirements

## Performance

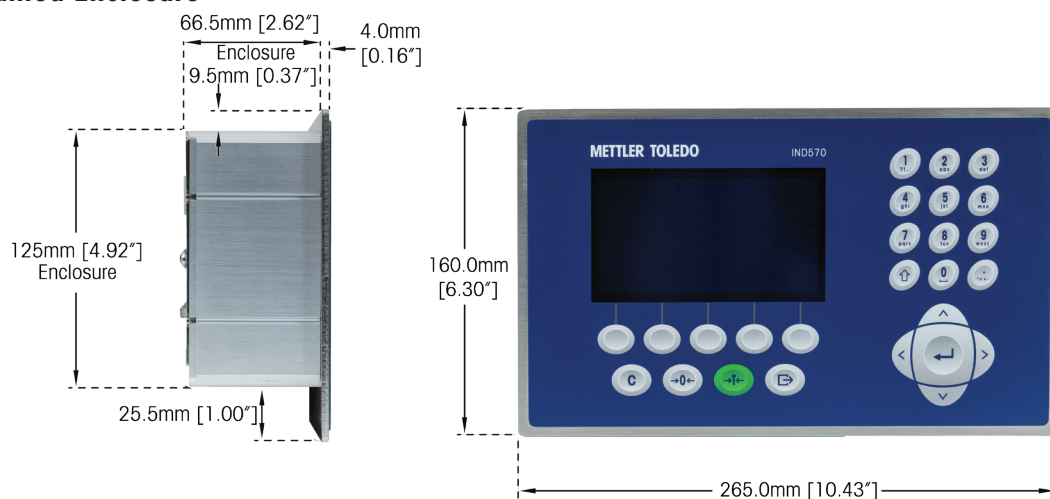
<b>Diagnostics</b>	Error and Maintenance Logs record system events. Service icon (🔧) displays to indicate an event requiring user/service attention. Terminal Status Report provides real-time system performance data, including POWERCELL load cell data
<b>Email</b>	Integrated email function can deliver system notifications to designated recipients. Proxy server login supported
<b>Test Manager GWP®</b>	Supports routine testing of weighing system for performance verification and compliance. Test procedures are stored in the terminal and users prompted when testing is required. GWP Log and reports support compliance efforts.
<b>Web Server</b>	Built-in web server provides tools for examining terminal and POWERCELL operation over a network using just a web browser

## Approvals

<b>Weights and Measures</b>	<b>USA</b> NTEP Class II 100,000d, Class III/IIIL 10,000d, CoC 13-123 <b>Canada</b> Class II 100,000d, Class III 10,000d, Class IIIHD 20,000d, AM-5933 <b>Europe</b> OIML R76 Class II approved divisions determined by platform; Classes III and IIIL 10,000e, TC8458; MID R51, T10609; MIDR61 T101610 <b>Brazil</b> Inmetro Class II/III 32,000d
<b>Hazardous areas</b>	Please refer to the IND570xx data sheet for details on models suitable for use in Division 2 and Zone 2/22 hazardous areas
<b>Product Safety</b>	  

## Terminal Dimensions

### Panel-Mounted Enclosure



### Enclosure for Harsh Environments



### Brackets and Accessories

